

2023 Annual Report





I want to take this opportunity to thank our Board of Directors, staff and community partners for their support and hard work in 2023. Their efforts allow GNCHC to continue to provide vital dental, medical, and behavioral health care to the residents of our service areas in Fremont, Columbus, and the surrounding communities. FQHCs are the healthcare provider of choice for 1 in 10 people nationally. In Nebraska, seven community health centers served 121,271 persons in 2023, providing \$116.3M in savings to Medicaid and a \$207.5M savings to the overall health system.

Our providers and staff work diligently to improve the health of those we serve. We will continue to provide services with a holistic approach, understanding that for true health we need to look at all aspects of a person's life. Our team is focused on working with internal and external partners to ensure GNCHC patients receive the health care and other supports they may need. Our provision of additional services like transportation to and from appointments and assistance signing up for insurance and other benefits to help us meet patient needs that fall outside the clinical arena.

This annual report gives you a thumbnail sketch of GNCHC's 2023 accomplishments, along with information about our patient population. More detailed information about our programs can be accessed on our website and through our social media pages, and I encourage you to visit those to learn more.

Our entire organization looks forward to 2025 and the continuation of our work to positively impact the health of our communities' most vulnerable.

Kind regards,

Terri Ford-Wolfgram, MPA, LCSW

Chief Executive Officer

Our Board and Leadership Team

Good Neighbor clinics are governed by a volunteer board of directors made up of patients and public-minded citizens. The board meets monthly, on the 4th Thursday, at the Good Neighbor clinic building in Columbus.

2023 Board of Directors

Chairman

Wendy Ramaekers

Vice Chairman

Sheriff Ed Wemhoff

Secretary/Treasurer

Connie Peters

Maria Gonzalez

Estela Griffiths

Ralph Horacek

Greg Nabity

Dr. Matthew Pieper

Directors

Elizabeth Rodriguez

Yanet Rubio

Mary Staub

Nathan Williams



L-R

Jeff Schenck, MHA, ARRT(N)(R), CNMT
Chief Operating Officer

Lloyd Haight
Chief of Quality, Risk Mgt, and Compliance

Michelle Bittner, APRN
Deputy Chief Medical Officer

Sarah Preston, MPH, LICSW, PLADC
Behavioral Health Clinical Supervisor

OUR HEALTHCARE PROVIDERS

Fremont Medical



Dr. Robin Bernard



Dr. Mark Leahy



Shannon McDonald, APRN



Sheryl Bakare, APRN

OUR HEALTHCARE PROVIDERS

GNCHC Medical



Michelle Bittner, APRN



Lindsey Bates, APRN



Lauren Esch, APRN



Rachel Glidden, APRN



Vickie Truksa, APRN

OUR HEALTHCARE PROVIDERS

Dental Staff



Dr. Kristin Schroeder
DDS, Fremont



Dr. Heath Ketteler
DDS, Columbus



Dr. Ellen Molini
DDS, Columbus



Katie Spike, RDH

OUR HEALTHCARE PROVIDERS

Behavioral Health Fremont



Dr. Rashmi Ojha



Sarah Preston, MPH
LICSW, LADC



Olivia Smrcina, APRN-NP



Staci Huston
LIMHP, CPC

OUR HEALTHCARE PROVIDERS

Behavioral Health Columbus



Brian Obrist
PA, LIMHP



Tom Stanton, MS
LIMHP, CPC

OUR IMPACT IN 2023

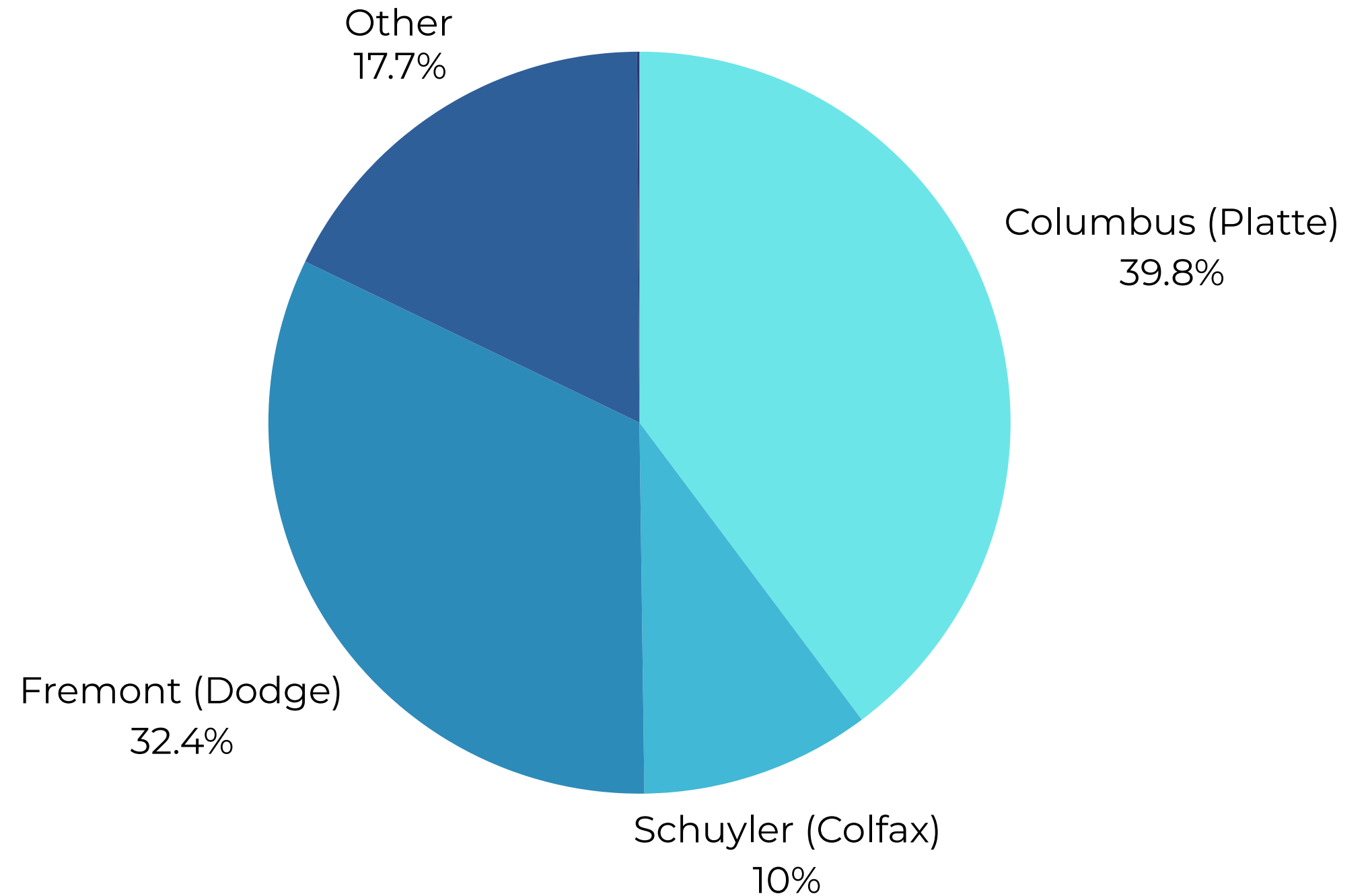
- Good Neighbor clinics saw 9,946 patients in 28,683 in-person visits and 808 virtual visits.
- The Behavioral Health team at Good Neighbor clinics saw 1,552 patients in 8,693 visits, both virtual and in-person.
- Good Neighbor's dental clinics saw 2,386 patients in 5,188 office visits, for services ranging from tooth cleaning to fluoride treatments to extractions and other oral surgeries.
- 7,433 patients made 15,222 visits to the medical providers at Good Neighbor and Good Neighbor Fremont.
- Good Neighbor's case managers and health education specialists had 388 visits from patients.



Our Patients' Locations


GNCHC clinics are located in Columbus (Platte County), and Fremont (Dodge County). The service area for the two clinics includes seven counties in Eastern/Central Nebraska: Boone, Colfax, Dodge, Nance, Platte, Saunders and Washington.

As can be seen from the graph, the majority of patients, 82%, come from the three largest communities in Platte, Dodge, and Colfax counties.




The furthest distance travelled by patients to the clinic is 90.6 miles, from Hastings, NE to Columbus.

Our 2023 Patient Demographics




44% of the 9,946 GNCHC patients seen in 2023 were male; 56% were female

Our 2023 Patient Demographics




44% of the 9,946 GNCHC patients seen in 2023 were male; 56% were female




58% of GNCHC patients were 21 years and younger; 7% were 65 years and older


Our 2023 Patient Demographics



44% of the 9,946 GNCHC patients seen in 2023 were male; 56% were female




58% of GNCHC patients were 21 years and younger; 7% were 65 years and older




53% of GNCHC patients are of Hispanic/Latino origin


Our 2023 Patient Demographics



44% of the 9,946 GNCHC patients seen in 2023 were male; 56% were female



58% of GNCHC patients were 21 years and younger; 7% were 65 years and older




53% of GNCHC patients are of Hispanic/Latino origin




3,224 persons, or 32% of Good Neighbor patients are at or below 100% of the Federal Poverty Guidelines.


Our 2023 Patient Demographics



44% of the 9,946 GNCHC patients seen in 2023 were male; 56% were female



58% of GNCHC patients were 21 years and younger; 7% were 65 years and older



53% of GNCHC patients are of Hispanic/Latino origin



3,224 persons, or 32% of Good Neighbor patients are at or below 100% of the Federal Poverty Guidelines.



42% of GNCHC patients are uninsured; 24% are on Medicaid; 27% have private insurance and; 7% receive Medicare.

Our 2023 Financials

INCOME

Program Income	5,687,196
Federal Grants	4,993,167
State/Other Grants	909,038
Other Revenue	999,545
TOTAL REVENUE	12,588,947

EXPENSES

Salaries/Benefits	6,662,667
Services & Supplies	2,818,538
Facility & Equipment	344,872
Travel and Training	79,412
Other Expenses	681,146
TOTAL EXPENSES	10,586,635
Net Operating Revenue	2,002,311

Other Financing Sources (Uses)	
Indirect Cost Rate Allocation	469
Facility Allocation	(524,868)
Total Other Financing Sources (Uses)	(524,399)
Net Income (Loss)	1,477,913